


ITEM	OWNER'S MANUAL		
FOR	LOKI		
DESCRIPTION	DSD COMPANION DAC		
MODEL NO	SCH-09	REV A	RANDOM NUMBER 1111111111
NOTES	<p>IN NORSE MYTHOLOGY, LOKI IS THE TRICKSTER GOD. LIKE THE TRICK OF THINKING DSD IS THE NEXT BIG THING. MAYBE IT IS. MAYBE IT ISN'T. IN ANY CASE, THERE'S NO TRICKERY IN LOKI. JUST BITPERFECT, TRUE DEDICATED DSD PLAYBACK. AND A SWITCH TO INTEGRATE WITH YOUR CURRENT DAC. LOKI: KING...OF DSD.</p>		
		SCHITT AUDIO COMPONENTS	

ITEM

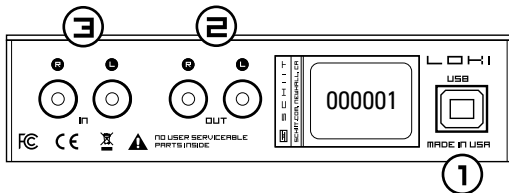
LOKI CONNECTIONS

ON THE BACK

1 Connect your computer to the Loki's USB input with a USB 2.0-rated cable of 2 meters or less in length (that's about 6' for us in backwards-land.)

2 Connect the Loki's RCA outputs to your preamp or amp with high-quality RCA cables.

3 Connect your current DAC's output to Loki's RCA inputs with high-quality RCA cables, so you can pass through the output of your current DAC. Or not. This is optional, but we thought you'd like the convenience.

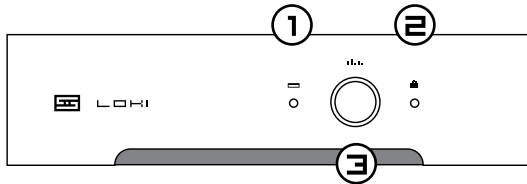


ON THE FRONT

1 When Loki is connected to a powered USB port, the USB port LED will light.

2 When Loki detects an incoming DSD datastream, the DSD lock LED will light. You're now ready to listen to DSD!

3 The front panel button switches between DSD (out) and the output of your current DAC (in). It's really that simple. Have fun, and enjoy your new format!



IMPORTANT

Setting up your computer for DSD playback is NOT plug and play. It's best to sit back, relax, and expect to dedicate some time to it, especially with PCs, and especially with Foobar. Think of it as a science project on the edge of computer audio. Or drink. A lot.

NO, REALLY, IMPORTANT!

Read the above paragraph again. If you have a short temper, are nontechnical, or easily frustrated, you may want to take a pass on DSD.

SETUP

There may not be a manual large enough to go through specific setup instructions, so they are available for your perusal online:

schiit.com/dsd

Instructions are only available online because they may change as players or OSes change.

SUPPORTED COMPUTERS

Loki will work with: Macs running OS 10.6 and above, and PCs running Windows XP, Vista, 7, and 8. It may be possible to get it working on Linux, but we provide no Linux support.

SUPPORTED PLAYERS

Loki only works with certain software players. At the time of this writing, this includes:

Mac: Audirvana, JRiver, Pure Music
Windows: JRiver, Foobar

This list may change. The latest list is available online at schiit.com/dsd

IN THE BOX

- (1) Loki
- (4) Stick-on feet (classy!)
- (0) Anything else



Loki has been tested and found to comply with the limits for a Class B digital device, pursuant to part 15 of the FCC Rules. These limits are designed to provide reasonable protection against harmful interference in a residential installation. This equipment generates, uses and can radiate radio frequency energy and, if not installed and used in accordance with the instructions, may cause harmful interference to radio communications. However, there is no guarantee that interference will not occur in a particular installation. If this equipment does cause harmful interference to radio or television reception, which can be determined by turning the equipment off and on, the user is encouraged to try to correct the interference by one or more of the following measures:

- Reorient or relocate the receiving antenna.
- Increase the separation between the equipment and receiver.
- Connect the equipment into an outlet on a circuit different from that to which the receiver is connected.
- Consult the dealer or an experienced radio/TV technician for help.

Modifications not expressly approved by the manufacturer could void the user's authority to operate the equipment under FCC rules.



Modi: Application for Council Directives 72/23/EEC, 89/336 EEC
Conformity declared for EN60065, EN55022 Class B, EN50082-1

Magni: Application for Council Directives 72/23/EEC
Conformity declared for EN60065, EN50082-1

2-YEAR LIMITED WARRANTY

Schiit Audio warrants to the original purchaser that Magni and/or Modi shall be free from defects in material and workmanship for two (2) years from the date of purchase. If a defect covered by this warranty occurs during this period, Schiit Audio will repair the defective product, free of charge. Date of purchase will be based on customer receipts, otherwise date of manufacturing will be used.

If you believe you need warranty service, contact us first. Schiit Audio products sent back to us without a Return Authorization (RA) will be returned to the sender without repair. To contact us and obtain an RA, email support@schiiit.com.

Warranty Limitations. This warranty shall not apply if a product: (a) is modified or tampered with; (b) is damaged by negligence, accident, unreasonably use, or other causes unrelated to defective materials or workmanship, or (c) has had the serial number altered or removed.

Any implied warranties, including warranties of merchantability and fitness for a particular purpose, are hereby limited in duration to the warranty period of 2 years. In no event shall Schiit Audio be liable for consequential or incidental damages resulting from the breach of any implied or expressed warranties. Some state do not allow these limitations, so they may not apply to you. You may also have other rights which vary from state to state or province to province.



S C H I I T

22504 6TH STREET, NEWHALL CA 91321
INFO@SCHIIIT.COM